

# RX54 & RX54IS

## Surface Mount Lift Racks

### SPECIFICATIONS



RX54IS-215E Shown (jacks optional)

#### Site Specifications

<b>Air Supply Requirements</b>	6.2-10.3 bar (90-150 PSI) Jacks require 8.6 bar (125 PSI) for full capacity
<b>Minimum Concrete Spec.</b>	76 mm (3 in.) thick, 20,700 kPa (3000 PSI) rating
<b>Maximum Floor Slope</b>	51 mm (2 in.) over 3200 mm (126 in.)

#### Product Specifications

<b>Max Vehicle Weight</b>	5400 kg (12,000 lbs.)
<b>Max Wheelbase</b>	
General Service	4673 mm (184 in.)
Two-Wheel Alignment	4547 mm (179 in.)
Four-Wheel Alignment	4013 mm (158 in.)
<b>Alignment Height</b>	All lock positions
<b>Min. Four-Wheel Alignment</b>	2235 mm (88 in.)
<b>Lifting Speed</b>	55 sec. / 2-spd, 35-55 sec. (depends on load)
<b>Lowering Speed</b>	50 sec. / 2-speed (IS), 25 seconds

#### Power Requirements (for available models)

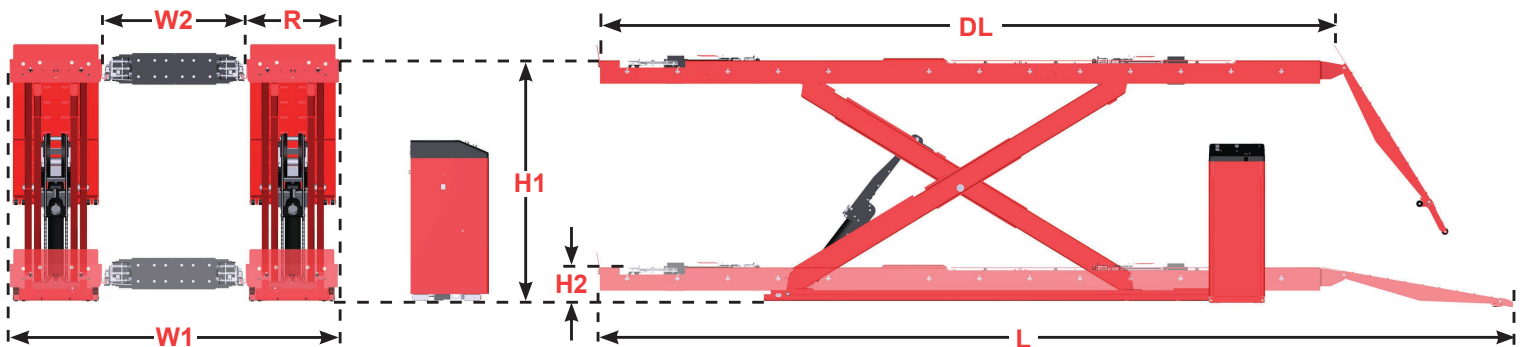
<b>215E</b>	200/208/230 VAC, 1 phase, 50 HZ, 26 Amp
<b>216E</b>	200/208/230 VAC, 1 phase, 60 HZ, 26 Amp
<b>435E</b>	208/230/400/460 VAC, 3 phase, 50 HZ, 18 Amp (208/230) / 9 Amp (400/460)

### MODEL FEATURES / DIMENSIONS / OPTIONS

Feature	std.	IS	opt.
Fully Integrated Alignment	✓	✓	
POWER SLIDE	✓	✓	
INFLATION STATION		✓	
Two-Speed Lifting and Lowering		✓	
6000-lb Swing Air Jacks (optional)			✓

Dimension	
<b>Length (L)</b>	6766 mm (266 in.)
<b>Deck Length (DL)</b>	5194 mm (204.5 in.)
<b>Outside Width (W1)</b>	2248 mm (88.5 in.)
<b>Inside Width (W2)</b>	1016 mm (40 in.)
<b>Runway Width (R)</b>	610 mm (24 in.)
<b>Raised Height (H1)</b>	1829 mm (72 in.)
<b>Stack Height (H2)</b>	222 mm (8.75 in.)

Options	Add Length	Kit #
<b>Extended Approach Ramp Ext. (Back)</b>	127 mm 5 in.	147-113-1 2 required
<b>Approach Ramp Ext. (Back)</b>	686 mm 27 in.	20-2169-1
<b>Approach Ramp Ext. (Back)</b>	940 mm 37 in.	20-2189-1
<b>Conventional Sensor Ext. (Front)</b>	305 mm 12 in.	20-2497-1
<b>Drive-Thru Kit (Front)</b>	1346 mm 53 in.	20-2498-1
<b>Extended Drive-Thru Kit (Front)</b>	1549 mm 61 in.	20-2501-1



Continued on Page 2

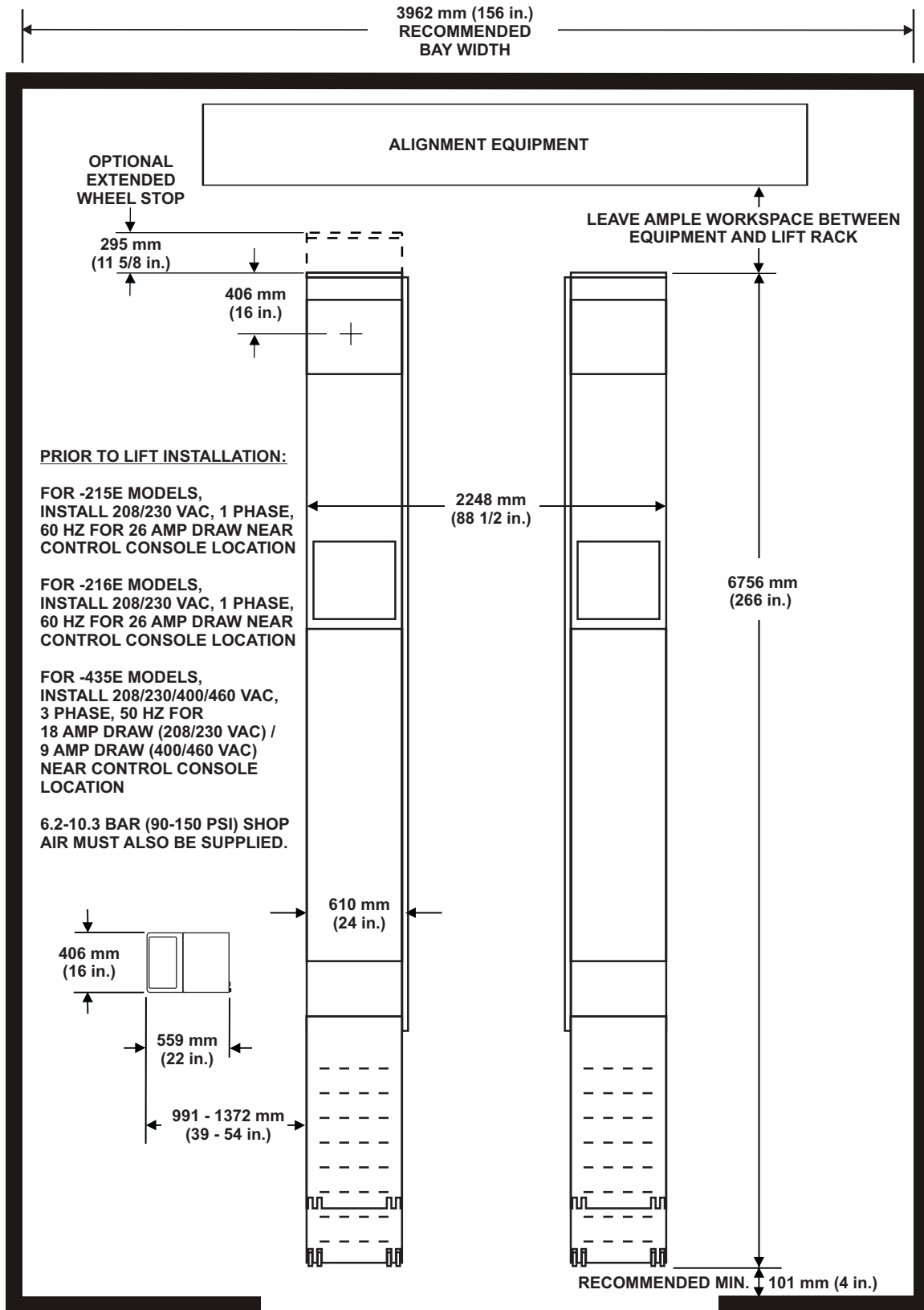
For general inquiries visit:  
[www.hunter.com](http://www.hunter.com)

For local contact visit:  
[www.hunter.com/hunter-international](http://www.hunter.com/hunter-international)

# RX54 & RX54IS

## Surface Mount Lift Rack

### SPECIFICATIONS




\*Non-standard positioning of control console is limited to a maximum space between console and rack of 1829 mm (6 feet) at the approach ramp end and 5486 mm (18 feet) at the turnplate end. Additional threshold and perhaps hydraulic hoses will be required (refer to Installation Instruction for details).

# RX54F

## Flush Mount Lift Rack

### SPECIFICATIONS



RX54F Shown (jacks optional)

#### Power Requirements (for available models)

215E	200/208/230 VAC, 1 phase, 50 HZ, 26 Amp
216E	200/208/230 VAC, 1 phase, 60 HZ, 26 Amp
435E	208/230/400/460 VAC, 3 phase, 50 HZ, 18 Amp (208/230) / 9 Amp (400/460)

#### Site Specifications (Refer to 7064-TE for full site requirements)

Air Supply Requirements	6.2-10.3 bar (90-150 PSI) Jacks require 8.6 bar (125 PSI) at full capacity
Minimum Concrete Spec.	76 mm (3 in.) thick, 20,700 kPa (3000 PSI) rating
Maximum Floor Slope	51 mm (2 in.) over 3200 mm (126 in.)

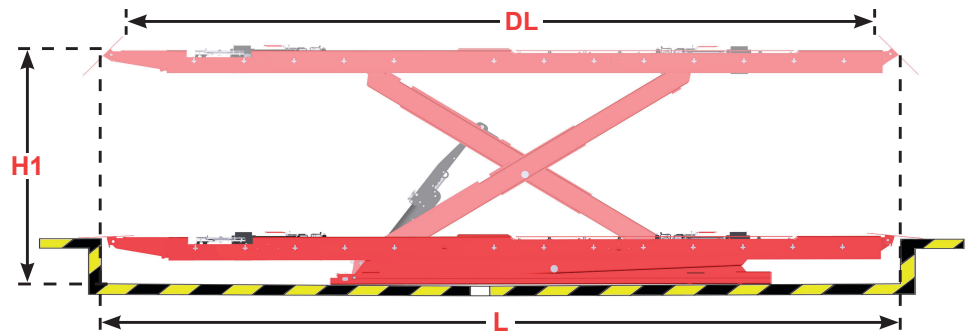
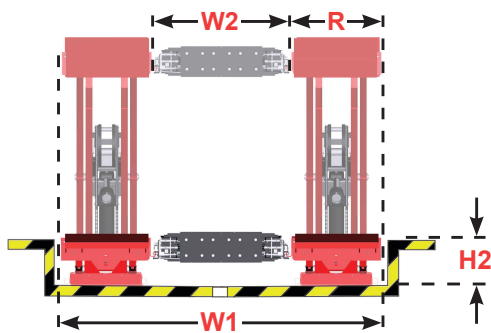
#### Product Specifications

Max. Vehicle Weight	5400 kg (12,000 lbs.)
Max. Wheelbase	
General Service	4572 mm (180 in.)
Two-Wheel Alignment	4445 mm (175 in.)
Four-Wheel Alignment	4013 mm (158 in.)
Alignment Height	All lock positions
Min. Four-Wheel Alignment	2235 mm (88 in.)
Lifting Speed	55 seconds
Lowering Speed	50 seconds

### MODEL FEATURES / DIMENSIONS

Feature	std.	opt.
Fully Integrated Alignment	✓	
POWER SLIDE	✓	
INFLATION STATION		
Two-Speed Lifting and Lowering		
6000-lb Swing Air Jacks (optional)		✓

Dimension	
Outside Width (W1)	2248 mm 88.5 in.
Inside Width (W2)	1016 mm 40 in.
Length (L)	5801 mm 228.375 in.
Deck Length (DL)	5423 mm 213.5 in.
Runway Width (R)	610 mm 24 in.
Raised Height (H1)	1803 mm 71 in.
Stack Height (H2)	267 mm to 292 mm 10.5 in. to 11.5 in.



Continued on Page 2

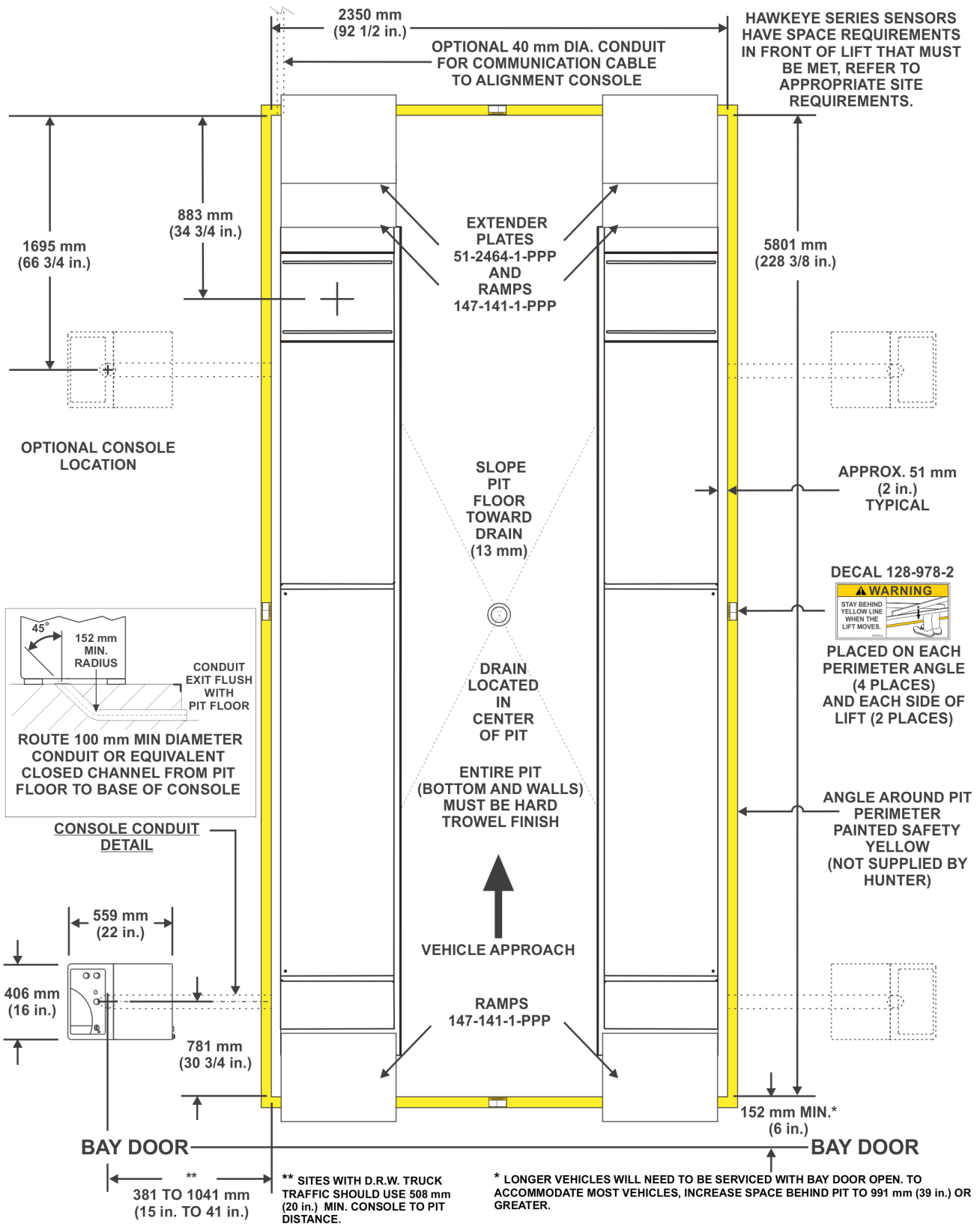
For general inquiries visit:  
[www.hunter.com](http://www.hunter.com)

For local contact visit:  
[www.hunter.com/hunter-international](http://www.hunter.com/hunter-international)

# RX54F

## Flush Mount Lift Rack

**SPECIFICATIONS (Refer to 7064-TE for full substructure construction requirements)**




\*Non-standard positioning of control console is limited to a maximum space between console and rack of 1829 mm (72 in.) at the approach ramp end and 5486 mm (216 in.) at the turnplate end. Additional threshold and perhaps hydraulic hoses will be required (refer to Installation Instruction for details).

Dimensions shown are for finished pit, adjust for tile thickness accordingly.

# RX54F-IS

## Flush Mount Lift Rack

### SPECIFICATIONS



RX54FIS Shown (jacks optional)

#### Power Requirements (for available models)

215E	200/208/230 VAC, 1 phase, 50 HZ, 26 Amp
216E	200/208/230 VAC, 1 phase, 60 HZ, 26 Amp
435E	208/230/400/460 VAC, 3 phase, 50 HZ, 18 Amp (208/230) / 9 Amp (400/460) draw

#### Site Specifications

Air Supply Requirements	6.2-10.3 bar (90-150 PSI) Jacks require 8.6 bar (125 PSI) @ full capacity
Minimum Concrete Spec.	76 mm (3 in.) thick, 20,700 kPA (3000 PSI) rating
Maximum Floor Slope	51 mm (2 in.) over 3200 mm (126 in.)

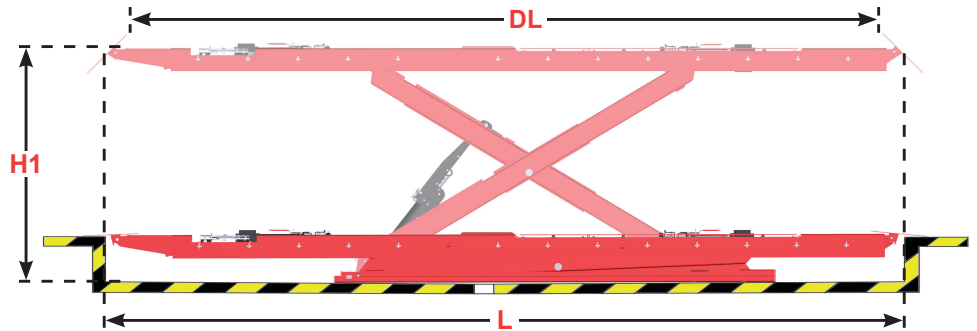
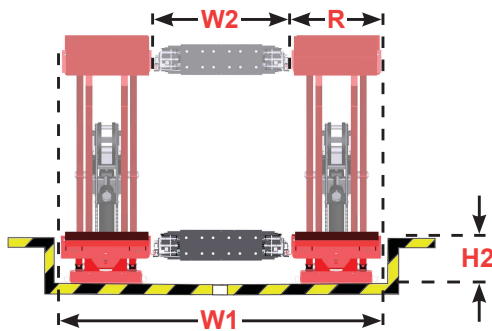
#### Product Specifications

Max. Vehicle Weight	5400 kg (12,000 lbs.)
Max. Wheelbase	
General Service	4572 mm (180 in.)
Two-Wheel Alignment	4445 mm (175 in.)
Four-Wheel Alignment	4013 mm (158 in.)
Alignment Height	All lock positions
Min. Four-Wheel Alignment	2235 mm (88 in.)
Lifting Speed	2-spd, 35 to 55 seconds (depends on load)
Lowering Speed	2-speed, 25 seconds

### MODEL FEATURES / DIMENSIONS

Feature	std.	opt.
Fully Integrated Alignment	✓	
POWER SLIDE	✓	
INFLATION STATION	✓	
Two-Speed Lifting and Lowering	✓	
6000-lb Swing Air Jacks (optional)		✓

Dimension	
Outside Width (W1)	2248 mm 88.5 in.
Inside Width (W2)	1016 mm 40 in.
Length (L)	5801 mm 228.375 in.
Deck Length (DL)	5423 mm 213.5 in.
Runway Width (R)	610 mm 24 in.
Raised Height (H1)	1803 mm 71 in.
Stack Height (H2)	267 mm to 292 mm 10.5 in. to 11.5 in.



Continued on Page 2

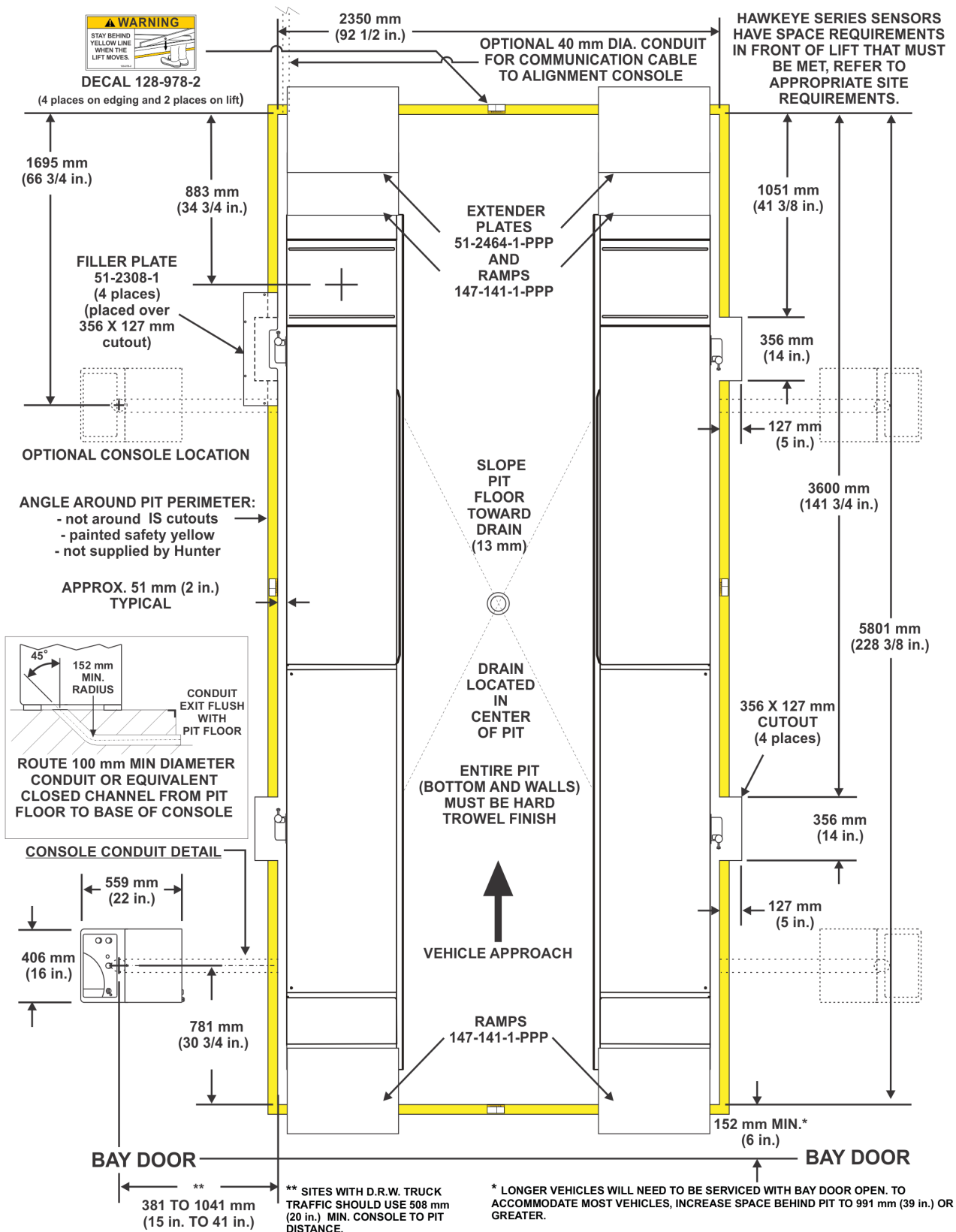
For general inquiries visit:  
[www.hunter.com](http://www.hunter.com)

For local contact visit:  
[www.hunter.com/hunter-international](http://www.hunter.com/hunter-international)

# RX54F-IS

## Flush Mount Lift Rack

### SPECIFICATIONS



\*Non-standard positioning of control console is limited to a maximum space between console and rack of 1829 mm (6 feet) at the approach ramp end and 5486 mm (18 feet) at the turnplate end. Additional threshold and perhaps hydraulic hoses will be required (refer to Installation Instruction for details).